

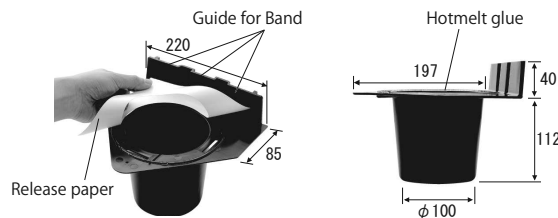
## Safety and General Precautions

Users of the YP CONTAINER® must observe the following precautions and safe handling ; practices.

- Pay special attention to safety measures (hard hat, safety goggles, protective glove, safe shoes) and only trained and authorized personnel are to handle the YP CONTAINER®.
- Do not stack the cargos in an unstable condition. Take measures to prevent the cargos to collapse.
- We strongly recommend to always use polyester bands when handling cargo with the YP CONTAINER®.
- YP CONTAINER® is designed for one way use not for reuse purpose. Always inspect YP CONTAINER® before use, do not use damaged YP CONTAINER®.
- YP CONTAINER® are made of polypropylene. Do not place YP CONTAINER® near flame or in areas of temperatures over 100°C. Do not use volatile solvents like benzene and thinner and chemical duster.
- YP CONTAINER® should be stored in a dry, clean warehouse environment. Do not store temperatures below 0°C.
- Do not give strong shock to YP CONTAINER® with a hammer. Do not push the corrugated cardboard box by forklift.
- Do not throw the tray with YP CONTAINER® violently.
- Once the YP CONTAINER® gets uninstalled, the adherent properties of the hotmelt glue will decrease noticeably so please be cautious.
- It is very important that you distribute the cargo evenly so each YP CONTAINER® supports the same amount of weight.
- Make sure you use bubble wrap in between the upper side cap and the cargo inside so there are no gaps left.
- If by any chance a polyester band gets off while on the job, please make sure you put it back in place.
- YP CONTAINER® should be used within 6 months after purchase.

YP Proside  
(Made of polypropylene)

A unit weights 210g

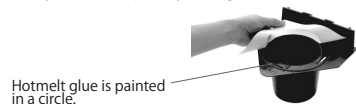


## How to Use YP Proside


There are 2 ways to handle the bands when using YP Proside.

### Assembly Procedure 1

- 1** Peel off the release paper. The hotmelt glue has been applied on the surface but remember it is only for a temporary fixing.



- 2** We will press the YP Proside firmly against the corrugated cardboard tray to stick them both together.



- 3** When all YP Proside are in place, flip back the corrugated tray and you can start with the packing process.

※It is very important that you distribute the cargo evenly so each YP Proside supports the same amount of weight.



- 4** We will put on the sleeve and the cap. Make sure you use bubble wrap in between the upper side cap and the cargo inside so there are no gaps left.

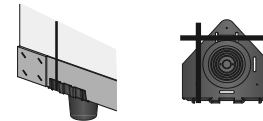
- 5** Pull up the band with a binding tool to secure them.



### Assembly Procedure 2

- 1** Peel off the release paper and stick the YP Proside to the bottom of the corrugated box.

- 2** We will engage the polyester band on the outer side of the legs and stick the band guide through. Use the binding tool for fastening.



※ You can either place the polyester band on one side or in both, as you can see here.

## In case the polyester band is broken

- 1** If by any chance a band gets off while on the job, please make sure you put it back in place.
- 2** Please detach the band if it gets cut off.
- 3** Once the YP Proside gets uninstalled, the adherent properties of the hotmelt glue will decrease noticeably so please be cautious.
- 4** Set the polyester band on the outer side of the legs and fasten it with a binding tool.
- 5** If you don't have a polyester band, you can use a polypropylene band instead.

## Examples of using YP Proside

No.	Cargo Size	Total weight	Number of YP Protainers	Number of polyester band
<b>1</b>	Each piece is 700~800mm	100kg	YP Proside 4 pcs	2
<b>2</b>	W1,500×D500×H400mm	150kg	YP Proside 6 pcs	3
<b>3</b>	W2,500×D600×H600mm	200kg	YP Proside 6~8 pcs + YP Procorner A 4pcs	7

- In case C-type double layered corrugated card board boxes are used.
- Polyester bands (width 11mm, thickness 0.5mm) are used.



YP CONTAINER®

YP CONTAINER® NEW WEB SITE  
<https://www.ypcjp.com/>



YP CONTAINER® Official Channel



YPC Corporation

POST CODE:538-0052  
5-6-34 Yokozutsumi, Tsurumi-ku Osaka, JAPAN  
TEL: +81-6-6914-2828 FAX: +81-6-6914-2838

ESK-003E BAA